



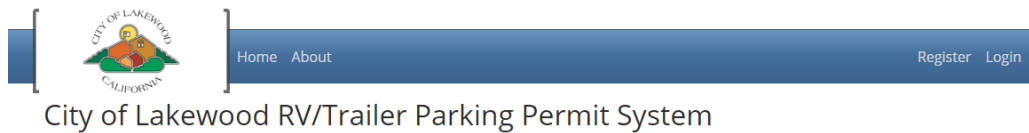
RV Permit System

Step-by-Step Instructions

How to get a permit from the RV and Trailer Parking Permit System

STEP 1: LOG IN

Go to the Permit System page at <https://parking.lakewoodca.gov/>



How to use

1. To create a new account, select 'register now'. Or 'log in now' if you already have an account.
2. If you create a new account, you are required to verify your email address before you can log in. You will receive an email with instructions.
3. Login and create a permit. You will receive an e-mail confirmation of your permit.
4. If you had an account in the old system you will need to [reset your password](#) in order to login.

Get Started

Already registered?

Want to register?

Have you had a parking permit before?

- **If YES: You just need to re-set your password.** Click on the “reset your password” link, enter the email address you used before, and follow the instructions in the password reset email you will receive. Now you’re ready to log in.
- **If NO:** If you are registering for a new account (you have not had a parking permit account with the city before, including from the old system), **click on the “Register Now”** button. Enter your email address and a desired password to create your account. You’ll receive an automated email message to confirm the account. Click on the link to get to the log-in screen.

Log in with your email address and password:

Email

Password

☐ Remember me?

[Forgot your password?](#)

[Register as a new user](#)

STEP 2: CREATE A PROFILE

Now that you're logged in, create your profile. To start, click on the “**Select Address**” button.

Create My Profile

[Dashboard](#)

Hello



Welcome and thank you for registering. Start with selecting your address. Click the 'Select Address' button. Search and select your residence address or the address you are visiting. After selecting your address please fill out the form below to complete your profile. Please note you won't be able to use the system until you successfully create a profile.

You must select your **exact** address, if you cannot find your **exact** address to select, please contact us to add it first then you can return to this screen to select your address.

Contact Information

City of Lakewood, 5050 Clark Avenue, Lakewood, CA, 90712

(562) 866-9771 x2140, or [e-mail](#)

Address

Select Address

Follow the on-screen directions to enter and then verify your address. Enter your name and phone number to complete your profile.

Address Search

[Dashboard](#)

Searching for your address...



Fill out the form and select 'Search'. Select the 'View Details' button to view the full address information and to select as your address.

You must select your **exact** address. If you cannot find your **exact** address in the list, you will need to contact us to add it first then you can return to this screen to select the address.

Contact Information

City of Lakewood, 5050 Clark Avenue, Lakewood, CA, 90712

(562) 866-9771 x2140, or [e-mail](#)

House Number: Required. Enter only the house number part of your address.

Street Name: Required. Enter only the street name (with no prefix or suffix) part of your address.

Unit #: Optional. Enter only the unit number part of your address.

Zip: Required. Enter only the zip code part of your address.

Search

Once your profile is complete, you're ready to get your permit.

STEP 3: GET YOUR PERMITS

The Dashboard is your account's homepage where you can add vehicles and create permits.

Dashboard

Welcome Test Test and thank you for registering and using our Parking Permit Website.

Navigation

[Account Information](#)


[Profile Information](#)

[All Permits](#)


[Create New Permits](#)


[All Vehicles](#)


[Create New Vehicle](#)

 Your Information

Test Test

 5537 HAYTER AVE

 **104** Maximum Residence Permits **92 Available**

 **30** Maximum Guest Permits **16 Available**

Out-of-town visitors who need a permit to park on the street must visit Lakewood City Hall or the Sheriff's Safety Center at Lakewood Center to request an out-of-town permit.

No vehicles/trailers created yet. Start with [Creating a vehicle/trailer](#) then you can create a permit.

To add a new vehicle to the account, click on Create New Vehicle. Once done, click the "Dashboard" button at the top right to return to the permit home screen.

Create Vehicle/Trailer

[Dashboard](#)

Vehicle Type

Please select a vehicle type...

Manufacturer

License Plate

VIN (last 8 digits)

Create

To get a permit, click on Create New Permits to get started and fill in the fields requested.

Create Permit

[Dashboard](#)

Permit Type

Please select a permit type...

Vehicle

Please select one of your vehicles...

Consecutive Permits To Create (1 permit = 1 day)

Select Permit Type First

Start Date

3/27/2019

Create

As a reminder, Lakewood-registered RVs and trailers can obtain 3 permits consecutively (1 permit = 1 day).

To manage permits, vehicles and your account, click on Dashboard to return to the home screen.